




**Strategies &
Information
about the
ACT**

	Test Date	Registration Deadline
	September 9, 2017	August 4, 2017
	October 28, 2017	September 22, 2017
	December 9, 2017	November 3, 2017
	February 10, 2018	January 12, 2018
	April 14, 2018	March 9, 2018
	April 3, 2018	-
	June 9, 2018	May 4, 2018
	July 14, 2018	June 15, 2018

ACT Fees

No Writing - \$42.50

Writing - \$58.50

If you believe you may be eligible for a fee waiver, please schedule a meeting with me and we will discuss it.

Registering for the ACT

1. Create an ACT student account at:
https://services.actstudent.org/OA_HTML/actibeCAcdLogin.jsp
2. When prompted, enter IWA school code: **262435**
3. Hit the red **Register Now!** Button
4. Proceed through 'Your Personal Profile' and 'Your Interest Inventory' sections
5. Arrive at 'Your Test Selection', where you will: choose a test date, choose writing or no writing, fill in the high school courses you have taken and the grades you received, select any colleges you would like your scores to be sent to, select your tentative future plans, choose a testing center location, and finally, submit payment
6. Upon completion, you will be asked to submit a photo

Structure of the Test

English - 75 Questions, 45 Minutes

Math - 60 Questions, 60 Minutes

Reading - 40 Questions, 35 Minutes

Science - 40 Questions, 35 Minutes

Optional Writing - 30 Minutes

Scoring on the ACT

You will receive four subscores, one for each of the tests. These scores will be on a scale of 0-36.

You will receive one composite score, which is an average of your four subscores. This score will be on a scale of 0-36.

If you chose to take the writing test, you will receive a score for this test as well. This score will be on a scale of 0-12.

Sending ACT Scores

If you think you are going to apply to a certain college as a senior, **code that college in when you sign up**. After you register, there will be an option for you to send your scores to schools, and you will be able to choose the school(s). This will save you money next year when you apply.

The same goes for NCAA. If you are registered with the clearinghouse, you can **code in the clearinghouse** so your scores go directly to them. Neither the NCAA nor colleges like receiving scores from high schools.

Day of the Test

Bring your admission ticket and a photo ID. Your driver's license or the hard, plastic copy of your student ID will work.

Bring an acceptable calculator, extra batteries, and plenty of number 2 pencils (not mechanical).

Arrive on time. The doors close at 8 AM, so make sure to arrive by 7:45.

Turn phones and any watch alarms OFF. If your device goes off, even on vibrate, your answers will not be scored.

General Strategies for Taking the ACT

Find the time strategy that works best for you. For some, it's bubbling as you go, for others, it's bubbling at the end.

Use the test booklet as scratch paper. You won't have any others, except on the Writing test.

Don't second guess yourself. Studies show that first reaction responses are often correct.

Watch out for NOT questions. Underlining or circling the word can help you remember when answering.

Make educated guesses. Guessing is NOT penalized, so guessing when you aren't sure works to your advantage.

Utilize your calculator. Calculators (only certain models approved by ACT) are allowed, by ONLY on the math test.

57%

of students increased their composite score
when re-taking the ACT